

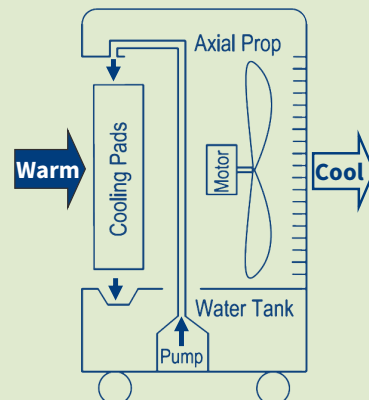
**NEW**

# Portable Evaporative Cooler

**L.B.WHITE**



## Cooling Technology




Water from an onboard tank is pumped to the top of a filter-like cooling pad. Then, a 3100 CFM fan pulls warm, environmental air over the filter and pushes out air with a cooling effect 30+ feet.




### Automatic pump shut-off

When a customer forgets to fill the tank it won't come back from rental with burned-out parts



### Easy water fill

Fill 10-gal tank from manual door for 3 to 4 hours of runtime or leave connected for continuous fill



### Adjusts to space

Lockable wheels and lightweight design provide ultimate portability while louvers can adjust airflow left-to-right

- ✓ Quiet operation at less than 60 dB
- ✓ Safe GFCI connection with low amp draw suitable for most available circuits
- ✓ Durable UV protected case

Coverage	950 sq. ft.
Water Tank Capacity	10.3 gallons
Run time per tank	3-4 hours
Unit Dimensions	38" x 24" x 17"
Unit Weight	45 lbs

Cooling Chart		Relative humidity						
		20%	30%	40%	50%	60%	70%	
Ambient Temp °F	75°F	-24	-21	-18	-12	-14	-12	Feels Cooler °F (approx. 10ft away)
	80°F	-24	-22	-19	-17	-15	-13	
	85°F	-26	-23	-20	-18	-15	-13	
	90°F	-27	-24	-21	-18	-16	-13	
	95°F	-28	-25	-22	-19	-16		
	100°F	-30	-26	-23	-19	-17		
	105°F	-31	-27	-24	-20	-17		
	110°F	-33	-28	-24	-21			
	115°F	-34	-29	-25	-21			

WORLD PROVIDER OF INNOVATIVE CLIMATE SOLUTIONS

411 Mason Street, Onalaska, WI 54650  
(800) 345 7200  
(608) 783 5691  
(608) 783 6115, fax  
www.lbwhite.com

© 2020 L.B. White Co.  
All rights reserved.  
All specifications are subject  
to change without notice.